

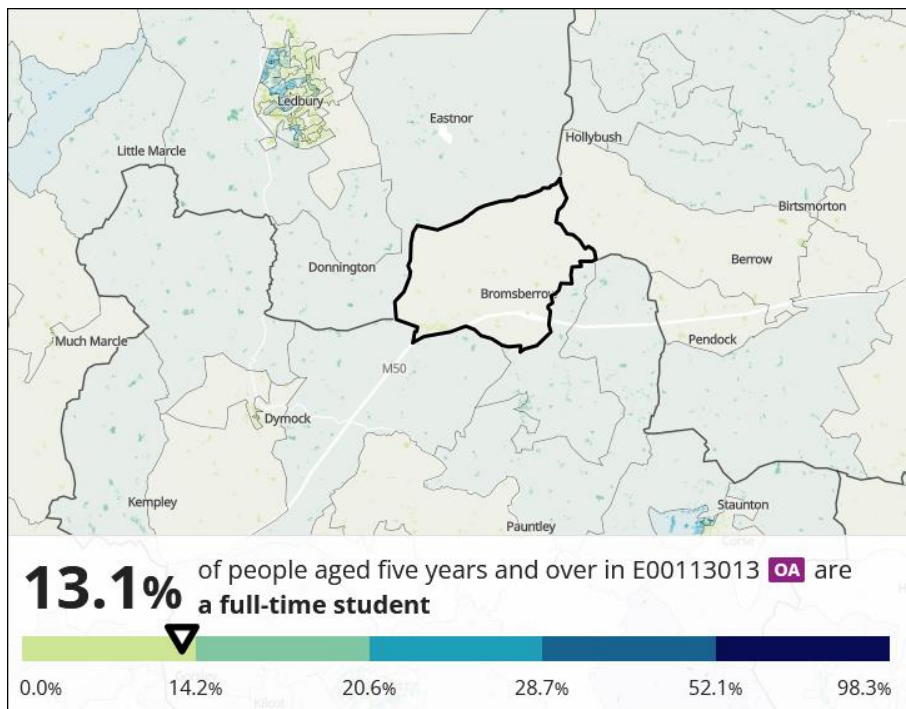
# Bromsberrow Parish Council – Census 2021 data report March 2024 for the Playground Project.

A statistical analysis of the population of Bromsberrow Parish from the InformGloucestershire pages of the Gloucestershire County Council website using published data from the 2021 Census.

The focus of this statistical study is to look factors of influence on a Playground Project for Bromsberrow.

The study looks at numbers of young people within the Parish. The older age profile influencer, households, economic activity, and methods of travel.

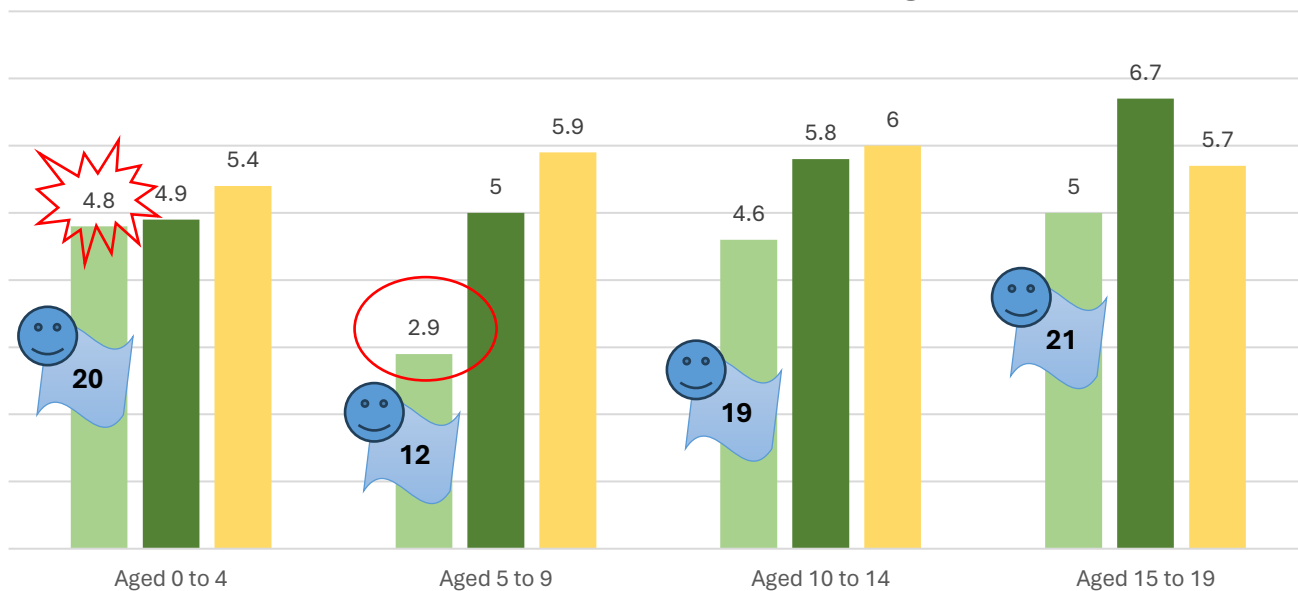
1. The 2021 census reports there are 420 people with 180 total households in Bromsberrow Parish.
2. 13.1% of people aged five years and over are a full-time students. This compares with 14.2% Forest of Dean and 20.6% for England. At nearby Ledbury and Redmarley, the figure is 16%.



## Bromsberrow Parish young age profile % - Census 2021

Compared with the Forest of Dean and England age profile %

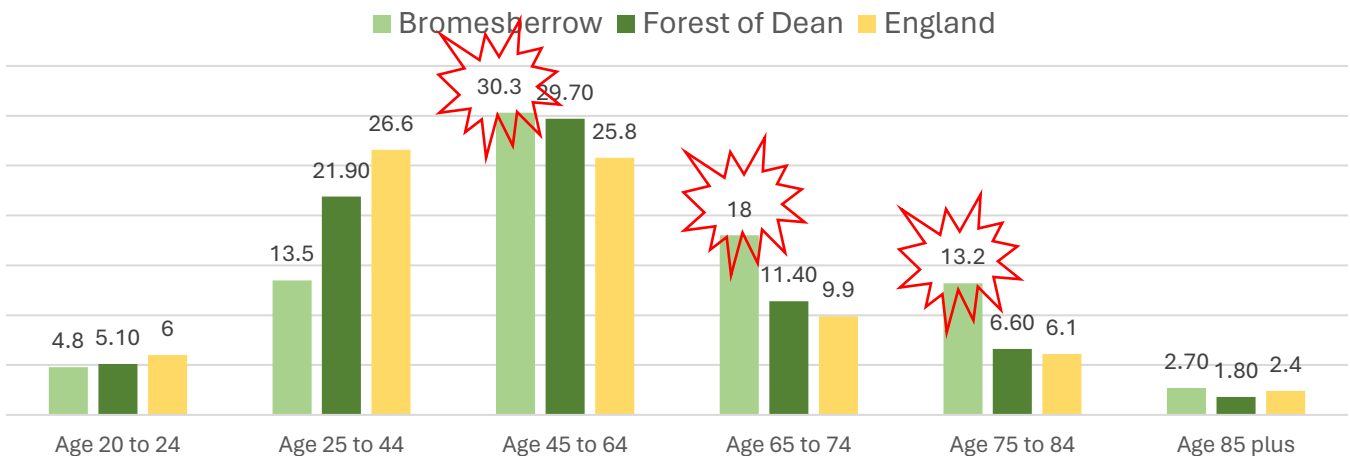
■ Bromsberrow ■ Forest of Dean ■ England



3. In Bromsberrow there are approximately 72 people (17%) aged 0 to 19. Notably 12 people (2.9%) aged 5 to 9 is almost half the national average. This is a 16% drop on the 2011 Census numbers.
4. It is however significant that age group 0 to 4 at 20 (4.8%) is much closer to the Forest of Dean and England figure. Perhaps there is a BABY BOOM in Bromsberrow!

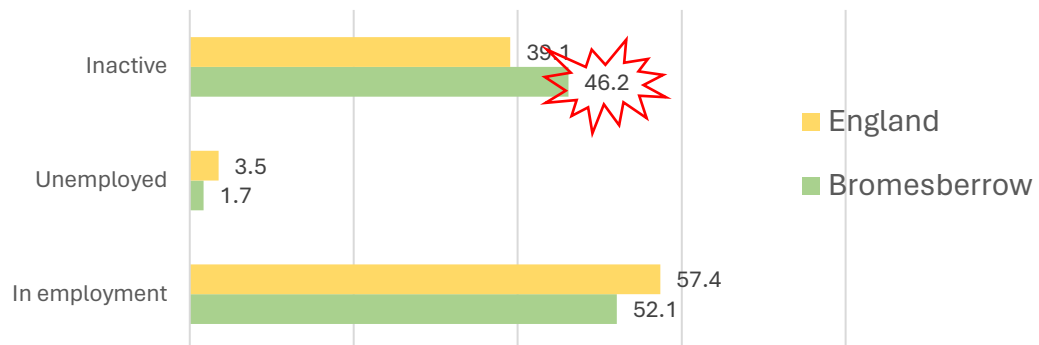
## Bromesberrow Parish adult age profile % - Census 2021

Compared with the Forest of Dean and England age profile %



5. As might be expected the adult age for aged 45 plus in Bromesberrow is above national average but it's no less significant as an age group at possibly the grandparent stage of life. A playground could indeed be a local attraction and useful amenity for a proportion of this age group.

## Economic activity status of the population above age 16 %



6. Whilst for Bromesberrow unemployment is below national average, perhaps reflection the age profile, 46.2% of adults above aged 16 are 'Inactive' economically, 7% higher than the national figure.
7. 33% of adults in employment work from home in Bromesberrow while 67% travelling by car to their place of work. There is no evidence of public transport use. 30% travel more than 10km for work.
8. 97% of households own at least one vehicle, 20% greater than the national average.
9. Approximately 123 (68%) households in Bromesberrow are occupied by a single family, this is 5% above the figure for England with 44% occupied by just two people.

### Conclusions from this study:

- More children** - There is potential increase in the proportion of children in Bromesberrow for the next five years particularly in the ages 5 to 19.
- More grandchildren** - There is potential increase in the proportion of adults with grandchildren in Bromesberrow for the next five years.
- Recreation and employment** – The requirements of people working from home and those commuting to/from work needs to be considered in location and content of any play facility.
- Vehicles** - Given the rural nature of the parish and 96% of households have at least one vehicle, parking must be a consideration in the location of any amenity.